

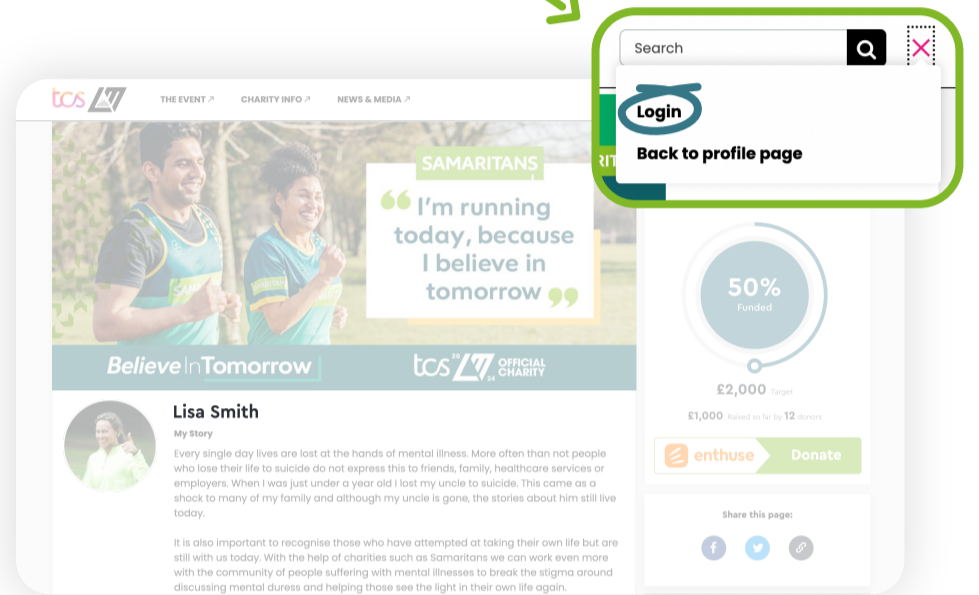
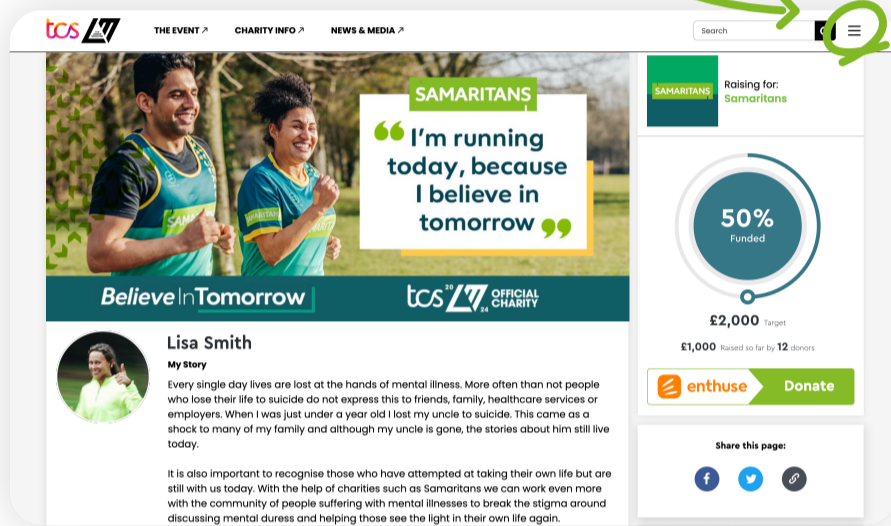
Raising more for our cause

Get your fundraising off to the best possible start by setting up your official TCS London Marathon page with Enthuse. Here are our top tips to help you to fundraising success.

Logging in to your fundraising page:

1 First you'll need to log-in. To do so, go to your fundraising page and click on the dropdown menu in the top-right corner.

2 Afterwards, click 'Login' and simply follow the on-screen instructions.



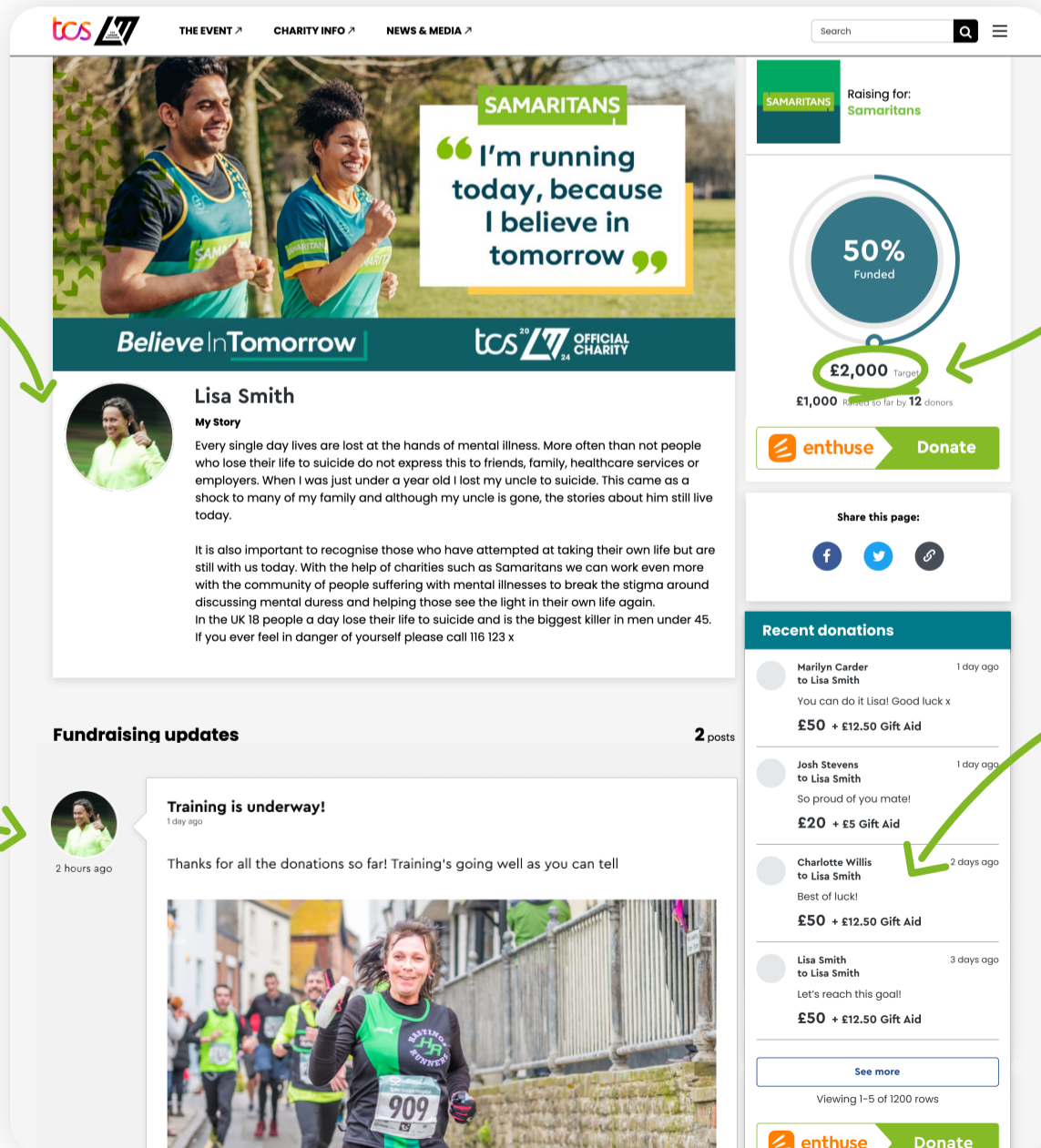
Our top five tips:

1 Make it personal

Fundraising pages with a profile picture and the reason you're supporting the cause have twice as many donors, so get your profile ready to roll!

3 Show your progress

Think of your fundraising page like your social media – keep the updates flowing with lots of pictures of how your training is going. And make sure you share your page far and wide!



2 Fundraising goals

Your fundraising goal will inspire your donors to help you get there. And just like the time you're after, you can always set yourself a more ambitious target.

4 Kick start your fundraising

Get your fundraising started with a donation to yourself, and the higher you can manage the better. Your supporters will love your dedication and try and match your own donation.

5 Say 'thank you'

Remember to reply directly to donations on your page to let donors know how much their support means. And it works – fundraisers who say thank you get 50% more donations.